



Tallinn University welcomes you to join our virtual challenge!

STEP 1

Get the Pacer app

Open the link in your phone or scan the QR code to download.

<https://www.mypacer.com/organizations/tluliikumiskuu/invite>



Pacer



QR codes can be scanned with most smartphone camera apps

STEP 2

Join the organization

Enter Org Code **TLULIUKUMISKUU** in Pacer to join our private virtual event space.

Q You may search by

Q **TLULIUKUMISKUU** →

STEP 3

Access, prepare for and enjoy our challenge!

You will be automatically added to mandatory challenges, or you will be given the option to join voluntary challenges.

Each challenge you join has a unique leaderboard based on the challenge type and time period, and will be pinned to the home screen.



Total Distance Challenge

18 days finished

Ranking: 251

10 / 100 Km



Total Steps Challenge

20 Participants

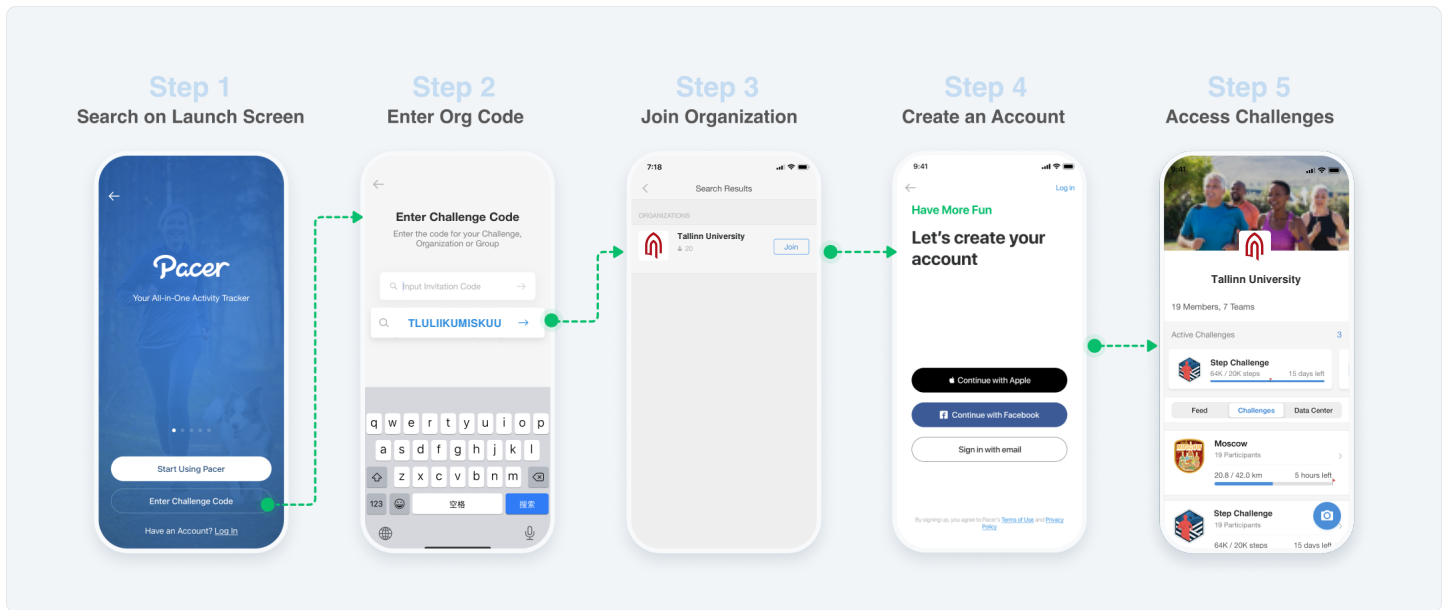
Join

Q&A

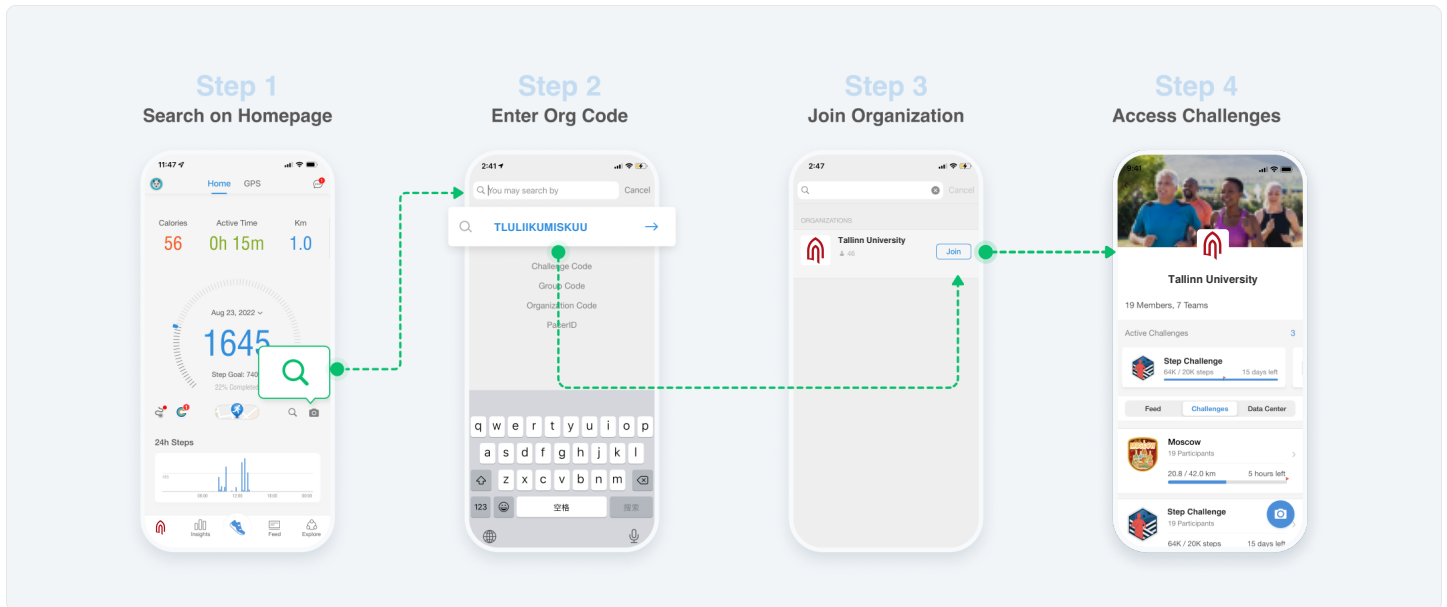
How do I find our virtual challenges?

You must first join a Pacer for Teams organization (org). It's the private virtual event space in Pacer where your challenges take place.

If you're new to Pacer, you can enter your Org Code on the App's first screen.



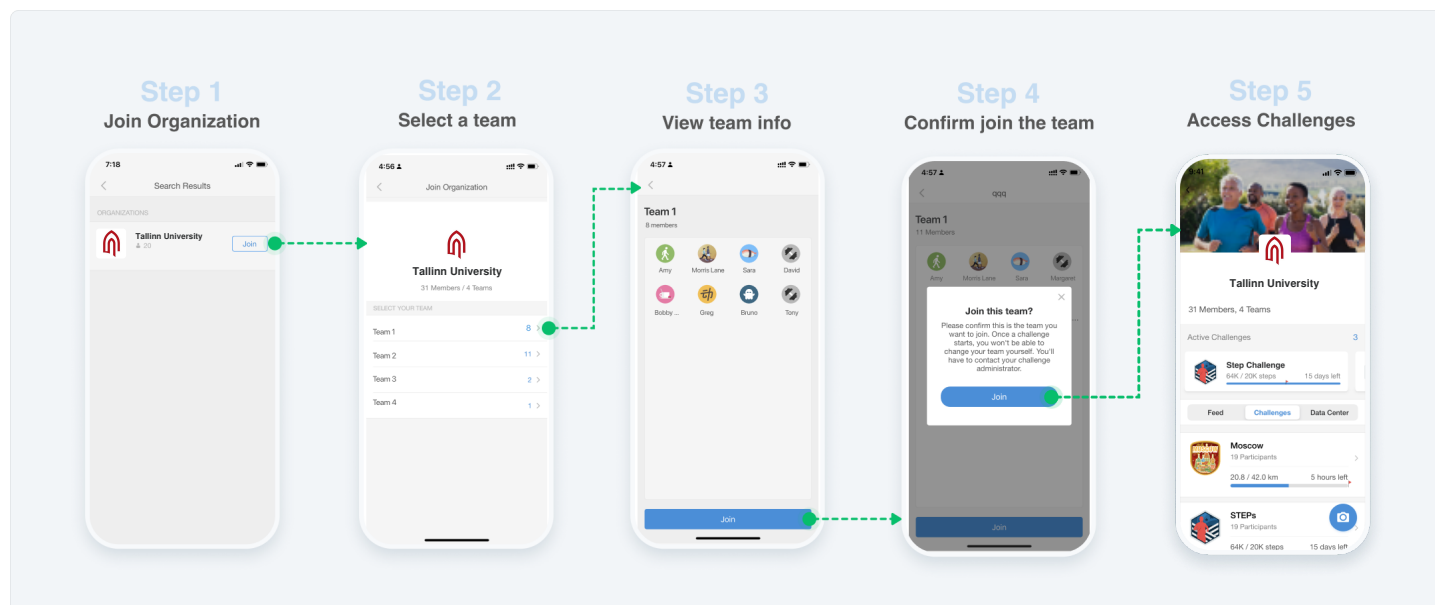
If you already have Pacer installed and are logged in, tap the search icon on the home screen, and input your Org Code.



How do I join my team?

If there are no teams in your organization, you will join the org and access challenges directly.

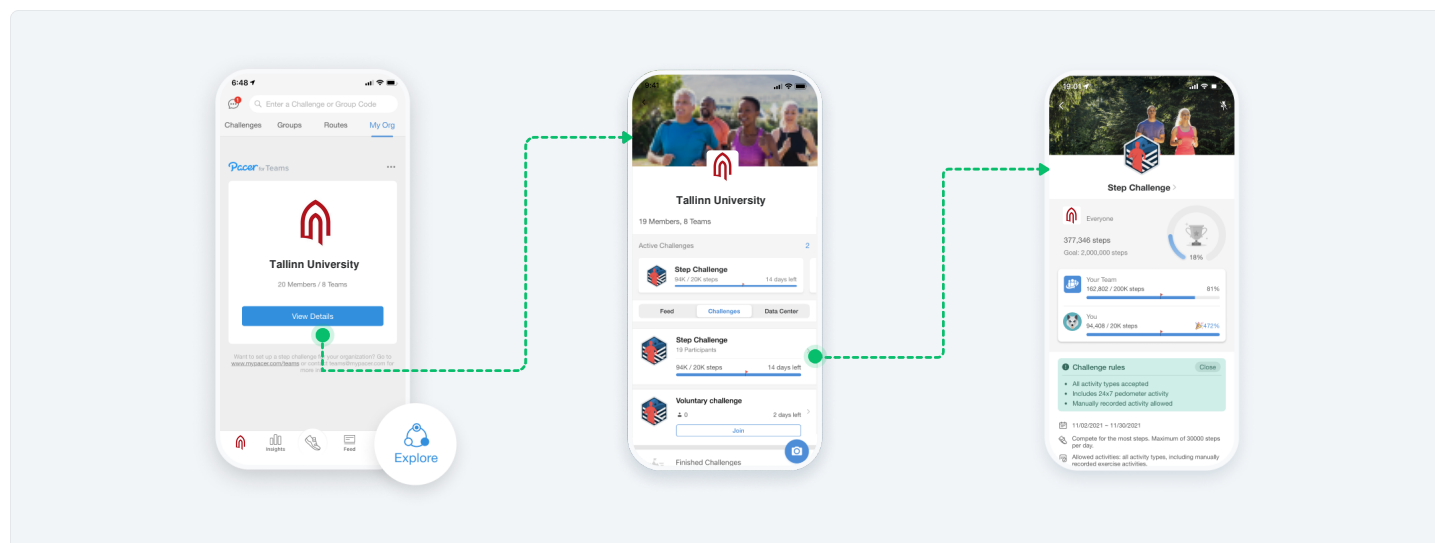
If your admin created multiple teams in your org, you must choose a team before accessing the challenges.



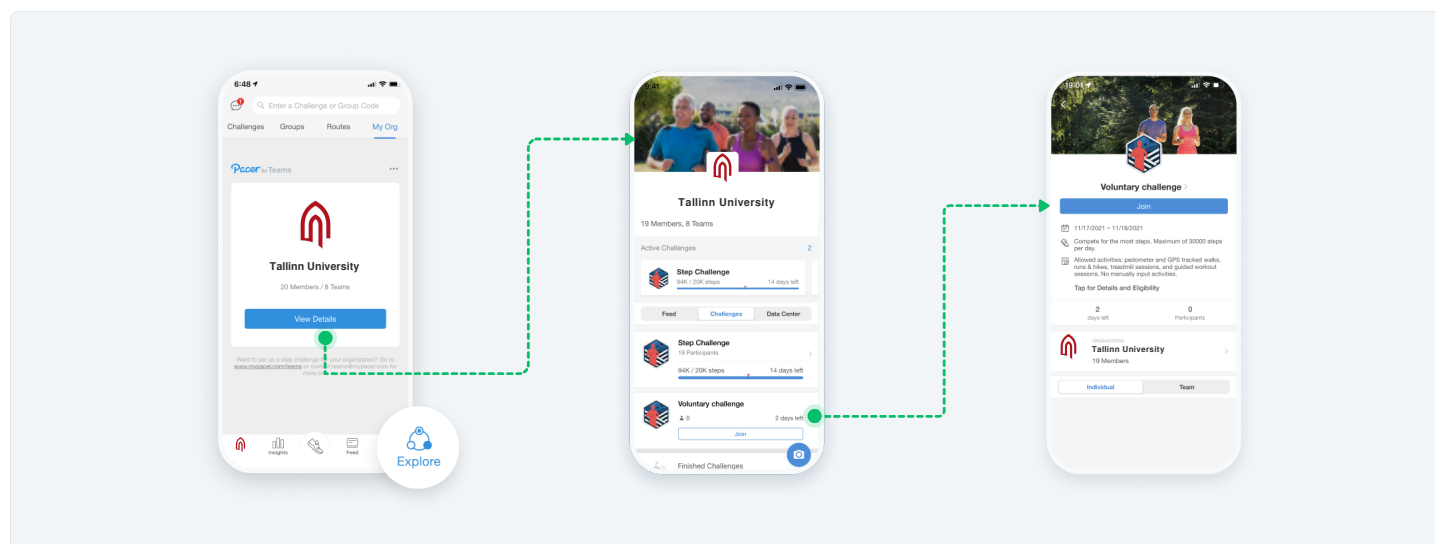
*Once you join a team, only an admin can change your team during challenge period. Your admin might assign teams after you join the org.

How do I join and access challenges in Pacer?

If a challenge is **mandatory**, you will be added to the challenge automatically after joining the org.



If there are any **voluntary** challenges, you are given the option to join in your org.

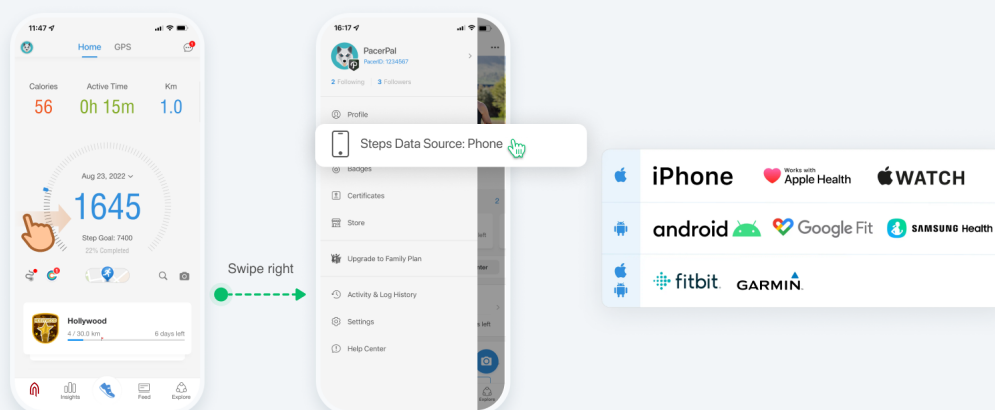


How do I connect my fitness wearable?

Pacer integrates with the most popular wearables & providers. Visit our [wearable connection articles](#) for more information.

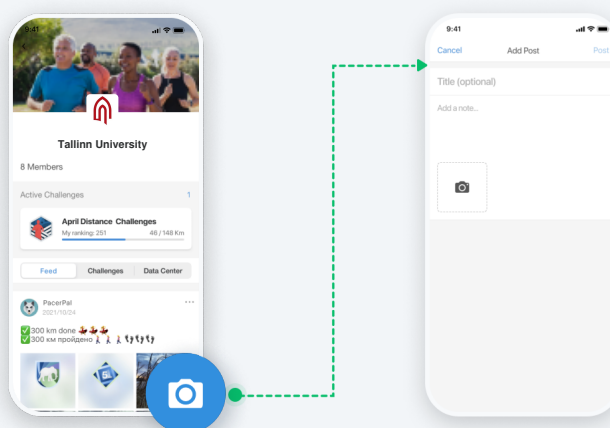
*Important Notice about Syncing Pacer with Google Fit:

Google will terminate Google Fit app service by the end of 2024 and has already stopped regular maintenance. Users can still try to sync Pacer with Google Fit by the end of 2024 but data syncing might not be stable and we unfortunately cannot guarantee full syncing services before the termination date.



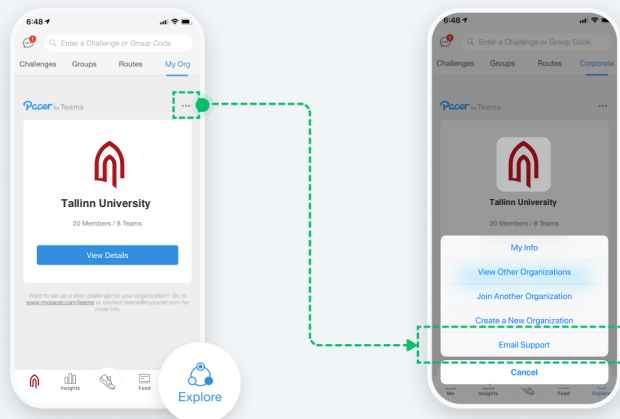
How do I share messages and photos with other participants?

If your admin has enabled the Social Feed, you are able to post messages and photos.



What do I do if my activity data is missing or wrong?

If you have any data-related issues or questions during the challenge, follow these steps to directly contact Pacer for Teams Support Team.



When you join your P4T organization, Pacer will automatically upgrade your account to Pacer Premium. Premium unlocks all of Pacer's great features and normally costs \$9.99 USD/month, but you will get it for **free**!

Your Premium status expires 3 days after your org's subscription ends.
You will not be charged.



Full Access to Pacer's
Fitness Content



More Individual Activity
Data Insights & Analysis



Fitbit & Garmin Device
Syncing Access



Priority Customer Support



Hides in-app
Advertisements



No Auto-renewing