

**FUJIFILM**

expect INNOVATION™

# ZA SELECT



**ZA12x4.5BRD**

*Technology That Inspires...*

**FUJINON**

# ZA12x4.5BERD\*



Zoom Ratio / Format	12X / 2/3"
Focal Length	4.5 to 54 mm Extender (2X) 9 to 108 mm
Maximum Relative Aperture	1:1.8 (4.5 ~ 41 mm) 1:2.4 (59 mm)
Maximum Photometric Aperture T-No.	1:2.0 (4.5 ~ 39.2 mm) 1:2.9 (54 mm)
Angular Field of View 16:9 Aspect Ratio	4.5 mm 93° 38' x 61° 50' 54 mm 10° 09' x 5° 43' (2X) 9 mm 56° 06' x 33° 20' 108 mm 5° 05' x 2° 52'
M.O.D. from Image Plane	0.59 m
M.O.D. from Front of Lens	0.3 m
Object Dimensions at M.O.D.	4.5 mm 757 x 425 mm 54 mm 59 x 33 mm (2X) 9 mm 373 x 210 mm 108 mm 31 x 17 mm
Filter Size	ø 127 mm P=0.75 (In Hood)
Dia ø x Length (w/o Hood)	ø95 x 237.5 mm
Weight (w/o Hood)	2.0 kg (RD)*
Options	16 Bit Encoder
Features	Inner Focus / Zoom Limit / Quick Zoom

\*RD contain servos for zoom and focus.

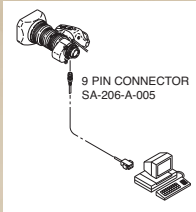
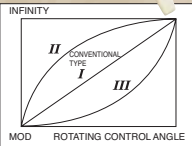
## ACCESSORIES: HD & SD ENG/EFP

### THREE-MODE FINE FOCUS

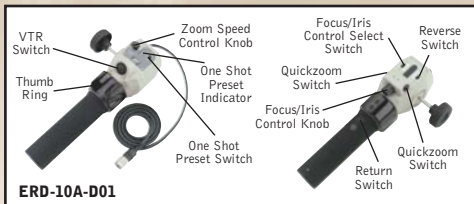
By shifting the sensitivity from the wide side to the telephoto side of the focus range, this control provides more precise focusing for studio or sports productions.

### SERIAL DIGITAL REMOTE CONTROL BY PC

Remote control of zoom, focus and iris for Digipower lenses is possible via serial digital link, providing accurate positioning for virtual studio and other applications requiring digital precision.




### DIGI ZOOM DEMAND\*



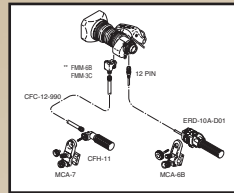
\*New Digital features only available on ERM/ERD-M/S.

- A. CFC-990 Flex Cable
- B. FMM-3B/6B Manual Module
- C. ZMM-6 Manual Module
- D. EBF-1 Focus Cable
- E. MCA-6
- F. ERD-20A-A02 Zoom Demand
- G. FSP-13G Focus Positional Module
- H. EPD-4A-E02
- I. CZH-14 Focus Handle
- J. CFH-11 Focus Handle
- K. MCA-7 Mounting Clamp
- L. EPD-20A-A01/A02 Focus Demand
- M. ERD-10A-D01 Zoom Demand
- N. ALH-117A-02A Support for HA36x/A36x HA42x

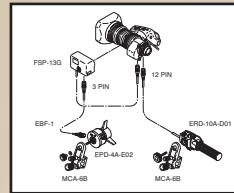


## DIGI POWER REAR CONTROL KITS

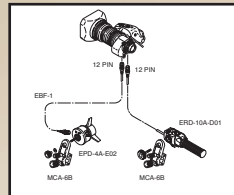
MS-11D Manual Focus/Servo Zoom  
For use with RM/ZM type lenses.



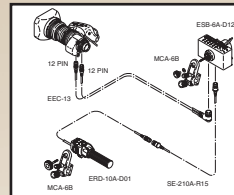
SS-11D Servo Focus/Servo Zoom  
For use with RM/ZM type lenses.



SS-13D Servo Focus/Servo Zoom  
For use with RD/ZD type lenses.

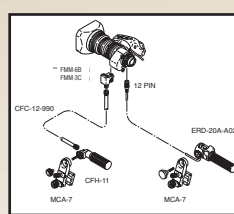


SS-14S Servo Focus/Servo Zoom  
For use with RD/ZD type lenses.

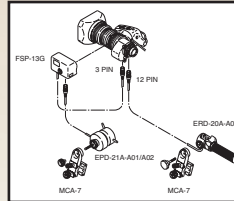


## STANDARD REAR CONTROL KITS

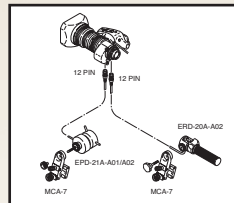
MS-11 Manual Focus/Servo Zoom



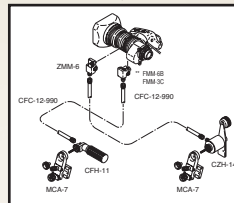
SS-11 Servo Focus/Servo Zoom  
Not available on HA42x, HA36x and A36.



SS-13A Servo Focus/Servo Zoom  
For use with ERD type lenses.



MM-11 Manual Focus/Manual Zoom  
Not available on HA42x, HA36x and A36x.



\*Specify camera type  
\*\*FMM-3C for use on HA36x, HA42x and HA25x

## MOUNTING SYSTEM

Fujinon has replaced the "cone" shaped mounting system with the "tooth" system. The cone type may still be ordered as a special order.



## ACCESSORIES: HD ENG/EFP

### LENS CONVERTERS



Wide Converter (WCV)

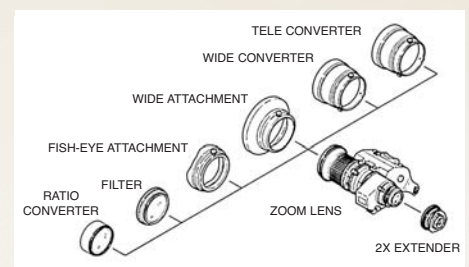


Tele Converter (TCV)

### HD/ENG LENS CONVERTERS

Model	Type	ø Size	Converter* Mag.	Converted Focal Length (mm)	M.O.D. (m)	Weight (kg)
HS16x4.6	TELE	95 mm	TCV-H95 1.5x	74.0→111.0	0.90	1.00
	WIDE	95 mm	WCV-H95 0.8x	4.6→3.9	0.29	1.00
HS18x5.5/ HS18x5.5	TELE	85 mm	TCV-H85 1.5x	100.0→150.0	1.35	1.10
	WIDE	85 mm	WCV-H85 0.8x	5.5→4.4	0.38	1.05
	WIDE	85 mm	WAT-H85 0.7x	5.5→3.9	0.29	0.36
HA16x6.3	TELE	95 mm	TCV-H95 1.5x	101.0→152.0	0.90	1.00
	WIDE	95 mm	WCV-H95 0.8x	6.3→5.4	0.29	1.00
HA18x7.6E/ HA18x7.6	TELE	85 mm	TCV-H85 1.5x	137.0→205.5	1.35	1.10
	WIDE	85 mm	WCV-H85 0.8x	7.6→6.1	0.38	1.05
	WIDE	85 mm	WAT-H85 0.7x	7.6→5.3	-	0.36
HA22x7.3E	TELE	110 mm	TCV-H110 1.5x	161.0→242.0	1.90	1.10
	WIDE	100 mm	WCV-H100 0.8x	7.6→6.1	0.51	1.05
	WIDE	100 mm	WAT-H100 0.7x	7.6→5.3	0.39	0.53
HA23x7.6E	TELE	100 mm	TCV-H100 1.5x	175.0→262.5	1.80	1.00
	WIDE	100 mm	WCV-H100 0.8x	7.6→6.1	0.51	1.05
	WIDE	100 mm	WAT-H100 0.7x	7.6→5.3	0.39	0.53
XS17x5.5	TELE	85 mm	TCV-H85 1.5x	94.0→141.0	1.35	1.10
	WIDE	85 mm	WCV-H85 0.8x	5.5→4.4	0.38	1.05
	WIDE	85 mm	WAT-H85 0.7x	5.5→3.8	0.29	0.36
ZA17x7.6	TELE	85 mm	TCV-H85 1.5x	130.0→195.0	1.35	1.10
	WIDE	85 mm	WCV-H85 0.8x	7.6→6.1	0.38	1.05
	WIDE	85 mm	WAT-H85 0.7x	7.6→5.3	0.29	0.36
ZA22x7.6	TELE	100 mm	TCV-H100 1.5x	167.0→250.5	1.80	1.00
	WIDE	100 mm	WCV-H100 0.8x	7.6→6.1	0.51	1.05
	WIDE	100 mm	WAT-H100 0.7x	7.6→5.3	0.39	0.53

\*TCV/WCV are zoom thru type \*\*ø 95mm P-1 screw on type  
Wide attachment and fisheye attachment can be used at WIDE END.  
Number of M.O.D. is at wide end.



Note: ERD-20A-A02 (F) and EPD-20A-A02 (L) replace the ERD-T22 and EPD-2CA.

For Sales Contact Information go to  
**www.Fujinon.com**